

Scaled data based on original data using
LM-79-08 Approved Method: Electrical and Photometric Measurements of Solid-
State Lighting Products

Test Report Prepared for
Cooper Lighting Solutions
(formerly Eaton)

Brand: STREETWORKS

Report Number: P451500

Luminaire Tested: **GLAN-SA2B-827-U-RW**

Issue Date: 1/4/2021

Test Information

Test Method: LM-79-08
Report Number: P451500
TEST IS SCALED FROM IESNA LM-79-08 TEST DATA (G3-2011-042-4)
Test Lab: INNOVATION CENTER
Issue Date: 1/4/2021
Manufacturer: COOPER LIGHTING SOLUTIONS (FORMERLY EATON)
Product Line: STREETWORKS
Catalog Number: GLAN-SA2B-827-U-RW
Description: GALLEON AREA AND ROADWAY LUMINAIRE
(2) 80 CRI, 2700K, 800mA LIGHTSQUARES WITH 16 LEDS EACH AND RECTANGULAR WIDE OPTICS
Light Source: -
Ballast/Driver: ELECTRONIC DRIVER

Summary

Lumens per Lamp: N/A
Luminaire Lumens: 8679 lumens
Efficiency: N/A
Efficacy: 105.8 lumens/watt
Luminous Opening: Rectangular (W 0.5' x L: 1' x H: 0')
IES Classification: Type III - Short
BUG Rating: B3 - U0 - G3

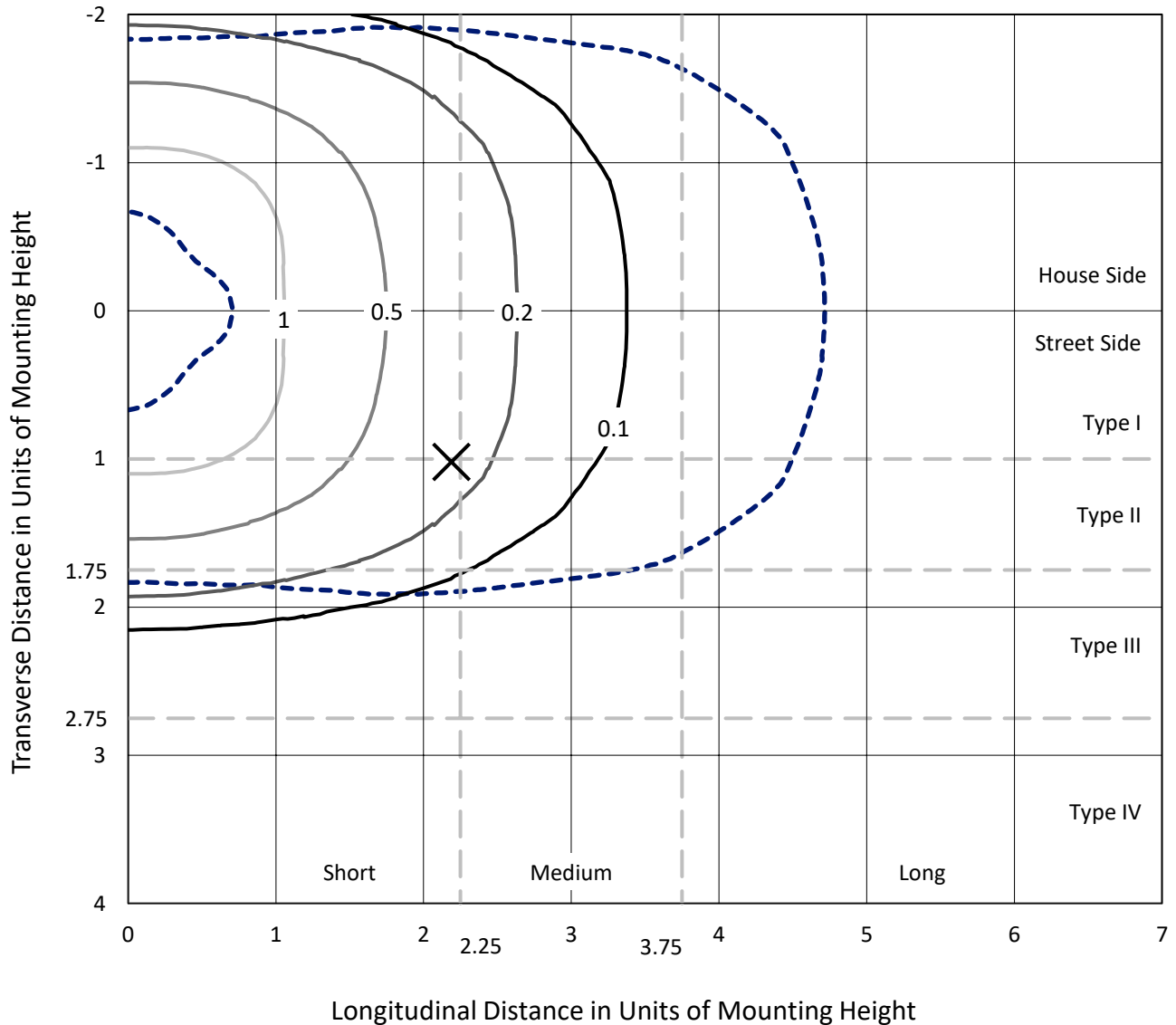
Input Watts (W): 82
Input Voltage (V): NR
Input Current (A_{in}): NR
Voltage Rise (V): NR
Power Factor: NR
Total Harmonic Distortion (THDi): NR
Frequency (hertz): 60
Stabilization Time: NR
Operation Time: NR
Ambient Temperature (°C): NR
Test Distance: 24 FT



REPORT NUMBER: P451500
 CATALOG NUMBER: GLAN-SA2B-827-U-RW

Iso-Footcandle Lines of Horizontal Illumination

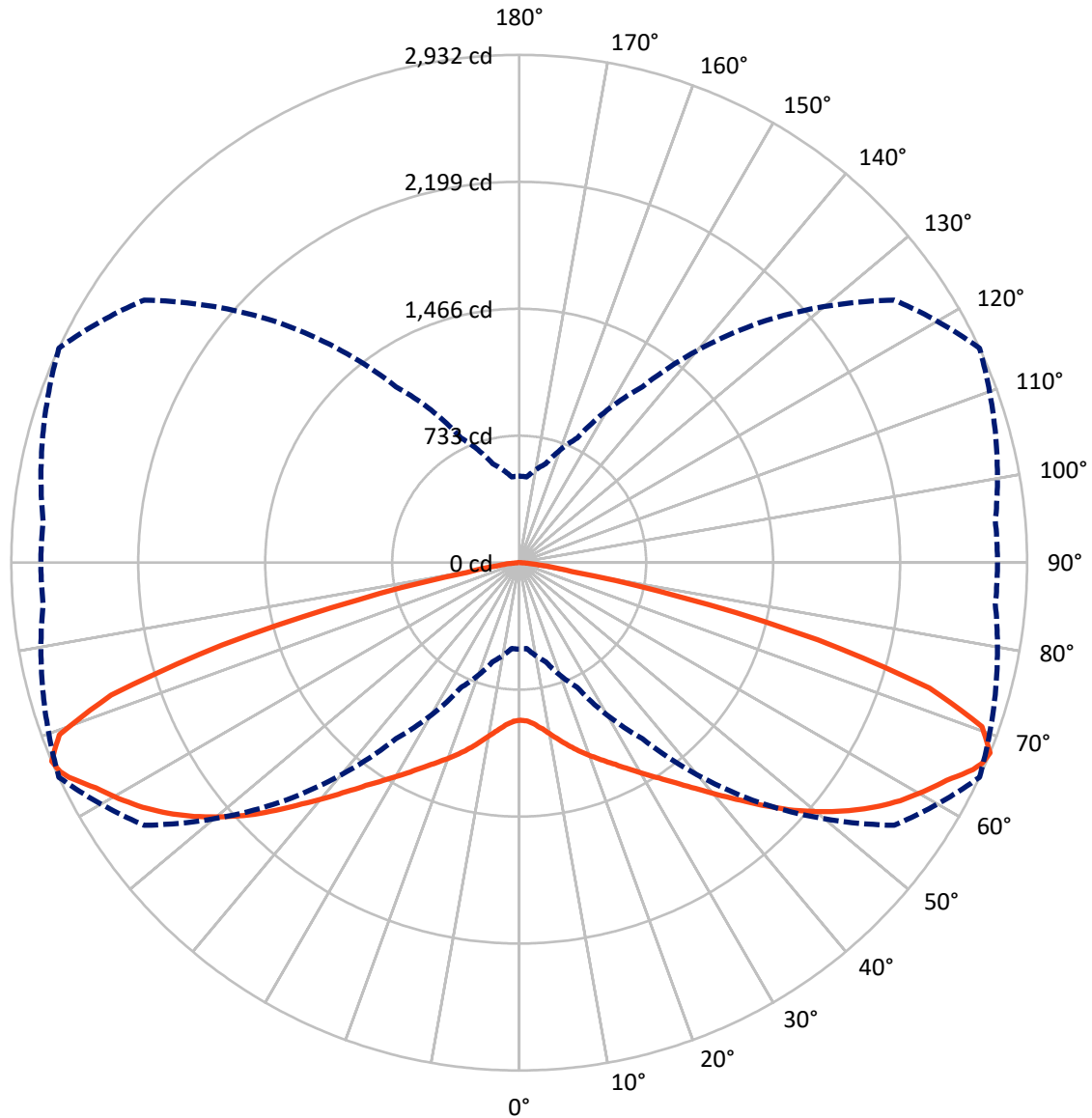
× Max cd
 - - - 1/2 Max cd



Based on 25 foot mounting height. Maximum calculated value = 1.7 fc
 Type III - Short - N/A

REPORT NUMBER: P451500
CATALOG NUMBER: GLAN-SA2B-827-U-RW

Luminous Intensity Polar Plot



— Vertical Plane Through 65-Deg Lateral - - - Horizontal Cone Through 67.5-Deg Vertical

REPORT NUMBER: P451500

CATALOG NUMBER: GLAN-SA2B-827-U-RW

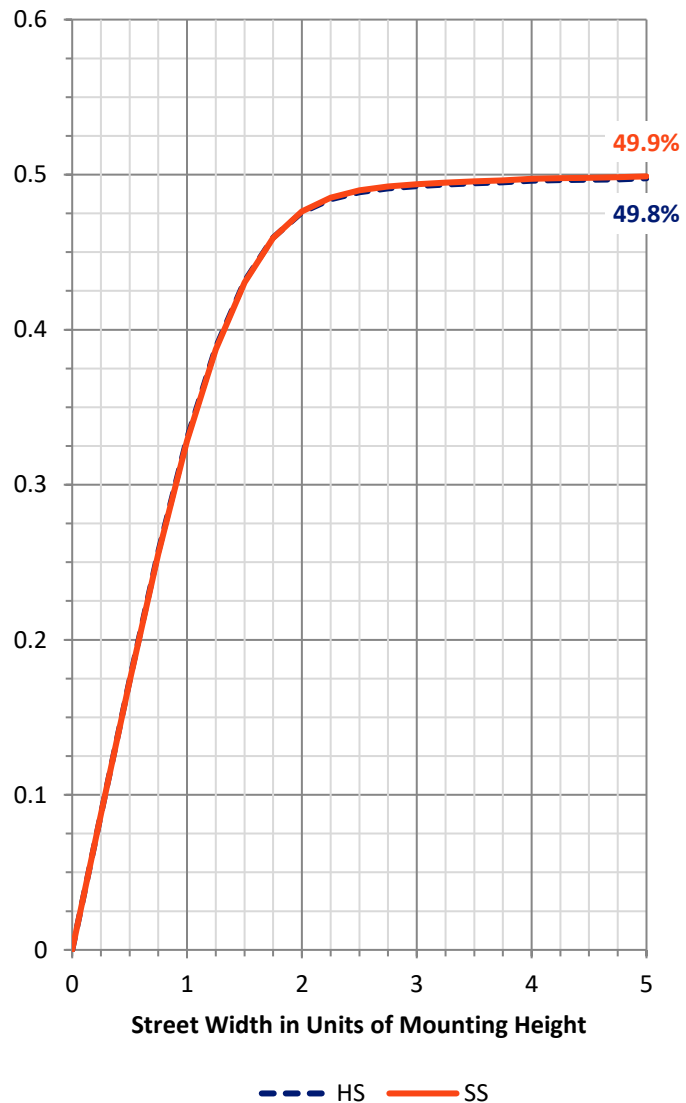
FLUX DISTRIBUTION:

		Downward	Upward	Total
House Side	Lumens	4339.5	0.0	4339.5
	% Fixture	50.0	0.0	50.0
Street Side	Lumens	4339.5	0.0	4339.5
	% Fixture	50.0	0.0	50.0
Total	Lumens	8679.0	0.0	8679.0
	% Fixture	100.0	0.0	100.0

Coefficient of Utilization

ZONAL LUMENS:

Zone	Lumens	% Fixture
0°-10°	89.7	1.0
10°-20°	300.1	3.5
20°-30°	587.0	6.8
30°-40°	998.3	11.5
40°-50°	1580.1	18.2
50°-60°	2095.2	24.1
60°-70°	1976.4	22.8
70°-80°	977.0	11.3
80°-90°	75.3	0.9
90°-100°	0.0	0.0
100°-110°	0.0	0.0
110°-120°	0.0	0.0
120°-130°	0.0	0.0
130°-140°	0.0	0.0
140°-150°	0.0	0.0
150°-160°	0.0	0.0
160°-170°	0.0	0.0
170°-180°	0.0	0.0
0°-90°	8679.0	100.0
0°-180°	8679.0	100.0



REPORT NUMBER: P451500

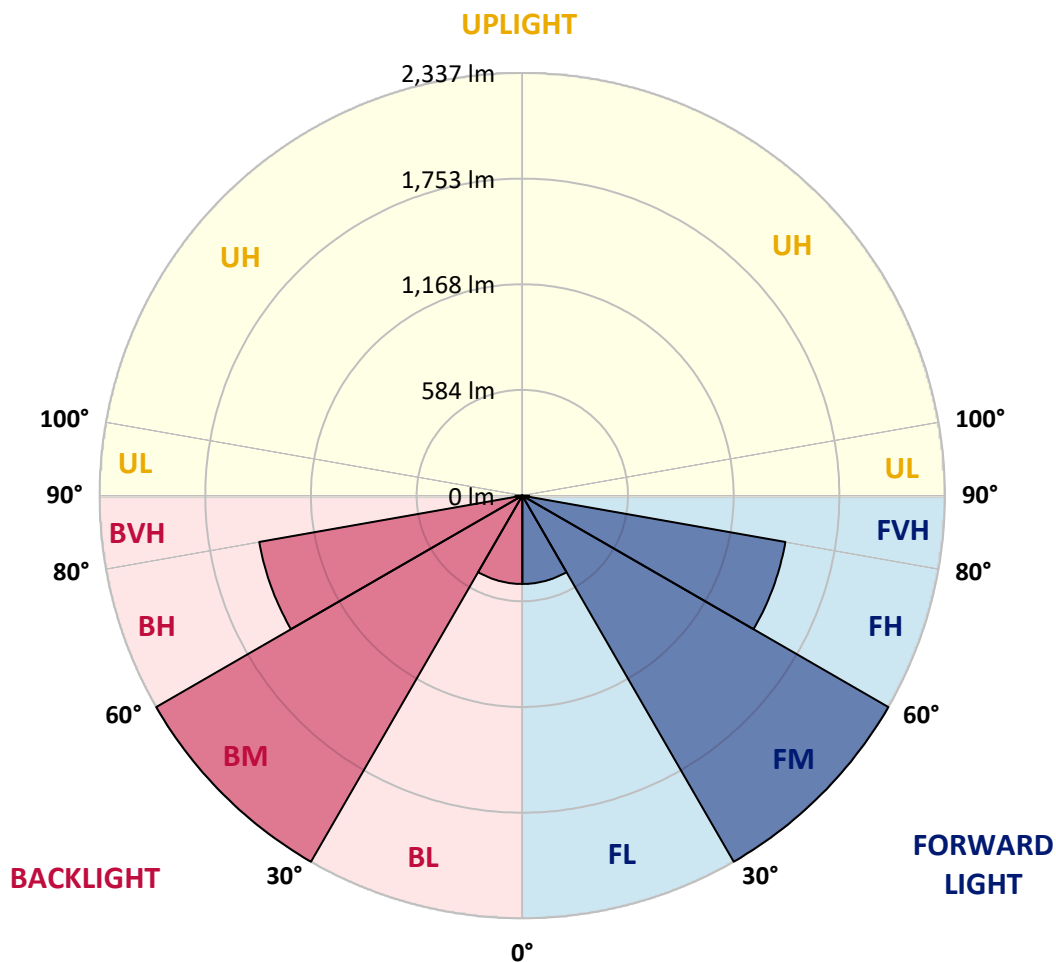
CATALOG NUMBER: GLAN-SA2B-827-U-RW

LUMINAIRE CLASSIFICATION SYSTEM LUMEN TABLE AND BUG RATING:

Zone		Lumens	% Fixture	Zone Rating/Lumen Limit		
				B	U	G
FL	(0°-30°)	488.3	5.6			
FM	(30°-60°)	2336.8	26.9			
FH	(60°-80°)	1476.7	17.0			G1/1800
FVH	(80°-90°)	37.6	0.4			G1/100
BL	(0°-30°)	488.3	5.6	B1/500		
BM	(30°-60°)	2336.8	26.9	B2/2500		
BH	(60°-80°)	1476.7	17.0	B3/2500		G3/2500
BVH	(80°-90°)	37.6	0.4			G1/100
UL	(90°-100°)	0.0	0.0		U0/0	
UH	(100°-180°)	0.0	0.0		U0/0	

BUG Rating: B3-U0-G3

Type III Short





REPORT NUMBER: P451500
 CATALOG NUMBER: GLAN-SA2B-827-U-RW

CANDELA DISTRIBUTION (FULL):

	0°	5°	15°	25°	35°	45°	55°	65°	75°	85°	90°
0°	909.0	909.0	909.0	909.0	909.0	909.0	909.0	909.0	909.0	909.0	909.0
2.5°	904.4	905.3	906.3	907.7	909.5	912.3	914.2	915.6	919.3	919.7	919.3
5°	901.1	902.1	904.4	908.6	914.6	923.0	929.5	937.4	943.5	947.6	946.7
7.5°	900.7	902.5	906.3	915.1	926.7	941.1	956.0	969.5	981.1	990.4	989.0
10°	908.1	910.4	916.5	929.5	947.6	968.6	989.5	1009.5	1026.2	1038.3	1042.5
12.5°	920.7	922.5	933.7	953.2	979.3	1005.3	1029.0	1053.7	1076.9	1097.4	1097.4
15°	942.5	945.8	959.7	988.1	1020.2	1050.4	1074.6	1100.6	1125.7	1149.0	1156.0
17.5°	972.8	977.4	998.3	1034.6	1075.5	1103.4	1126.2	1147.6	1169.4	1191.8	1195.0
20°	1014.1	1018.8	1046.7	1090.4	1138.8	1172.2	1187.6	1192.7	1203.4	1224.8	1227.6
22.5°	1070.4	1075.0	1106.2	1155.5	1209.4	1245.7	1252.2	1240.1	1237.3	1254.1	1255.9
25°	1134.1	1138.3	1174.1	1227.1	1282.9	1322.4	1320.6	1290.8	1274.1	1284.3	1287.1
27.5°	1205.7	1211.8	1248.0	1302.9	1363.3	1398.2	1392.6	1349.4	1313.6	1311.7	1312.7
30°	1297.3	1303.8	1338.2	1390.8	1450.3	1482.4	1470.8	1412.6	1357.3	1338.7	1338.7
32.5°	1394.0	1410.3	1445.2	1500.0	1546.5	1569.8	1552.1	1482.4	1408.9	1382.9	1381.5
35°	1520.0	1528.9	1563.3	1616.8	1651.6	1669.8	1635.8	1561.0	1476.3	1445.6	1441.5
37.5°	1643.3	1650.7	1690.7	1741.8	1784.2	1783.2	1737.2	1654.4	1560.0	1525.6	1522.8
40°	1769.3	1777.2	1822.7	1869.7	1912.0	1908.3	1852.5	1760.0	1659.5	1620.9	1628.4
42.5°	1878.5	1887.4	1939.0	2006.0	2044.1	2043.2	1978.5	1874.4	1769.7	1735.3	1741.8
45°	1978.1	1986.0	2045.9	2122.7	2178.5	2185.4	2114.8	2004.6	1897.1	1853.0	1854.8
47.5°	2048.3	2063.1	2125.9	2213.8	2289.6	2314.2	2245.0	2137.1	2013.4	1967.4	1970.1
50°	2101.7	2111.0	2179.4	2279.4	2375.2	2426.3	2370.5	2259.8	2129.6	2080.8	2087.3
52.5°	2108.2	2119.4	2193.8	2309.1	2431.9	2509.5	2482.1	2379.8	2248.2	2198.0	2211.9
55°	2055.2	2061.8	2150.6	2290.5	2454.2	2571.4	2578.4	2491.4	2361.2	2323.1	2332.4
57.5°	1904.1	1920.9	2033.4	2203.6	2423.5	2604.4	2650.4	2592.8	2475.6	2437.9	2452.8
60°	1656.3	1673.0	1786.0	2001.8	2307.7	2589.0	2709.9	2682.5	2579.3	2549.1	2557.0
62.5°	1297.8	1296.4	1436.3	1700.9	2077.6	2513.7	2754.1	2769.0	2681.6	2643.4	2655.5
65°	841.2	845.3	980.7	1265.7	1730.2	2322.1	2763.9	2879.2	2782.0	2724.4	2733.2
66°	676.6	689.1	804.0	1066.7	1553.1	2196.6	2734.6	2911.7	2812.7	2743.0	2747.1
67.5°	499.4	497.1	591.5	794.2	1240.1	1958.1	2643.0	2932.2	2847.6	2759.7	2761.6
70°	285.0	284.6	318.1	436.2	729.1	1378.7	2227.8	2834.1	2918.3	2820.1	2815.0
72.5°	208.3	206.9	211.6	240.9	355.7	696.1	1536.8	2477.0	2882.0	2810.4	2796.0
75°	174.8	173.9	173.0	176.7	199.5	315.3	815.6	1781.8	2500.7	2637.9	2623.0
77.5°	142.8	142.8	143.2	142.3	143.2	166.0	338.0	955.1	1522.8	1700.0	1741.4
80°	111.6	111.1	119.0	115.8	108.3	106.5	149.7	307.4	505.4	502.7	414.8
82.5°	82.3	76.7	90.7	88.3	80.0	67.9	87.4	131.1	168.8	109.7	81.4
85°	52.1	51.6	64.2	58.6	48.8	32.1	41.8	56.3	69.7	42.3	34.4
87.5°	9.3	8.8	20.5	14.9	14.9	9.3	11.6	15.3	22.8	15.8	11.6
90°	0.0	0.0	0.0	0.0	0.0	0.0	0.0	0.0	0.0	0.0	0.0

(END OF REPORT)